

CAUTION
 Before use, refer to the CAPR® User's Instructions, P/N 03521015 (received with all CAPR Helmets) for details.



P/N 2061-09
 (3/box)
 REF 01031594

Intended Use

The 2061-09 Filter Cover Cap (FCC) is used with MAXAIR CAPR Helmet Shroud configurations. It is a component of a NIOSH approved HE system that filters incoming aerosolized and droplet particulates. It provides the attachment points for the Shrouds, and protection for the filter.

Included with each P/N 2061-09



1. Three 2061-09 FCCs
2. One User Instructions
3. Three sets of adapters for MAXAIR CAPR Helmets without those adapters.

Symbol Definitions



Warning, Caution, or Note



Order Number



Part Number

WARNING

Use only if package is received unopened and contents are undamaged. If damage is noted, contact the shipper for replacement or repair.

Prior to using any MAXAIR™ System or component, be sure to be familiar with the system's NIOSH approved configuration.

DO NOT use if any component is damaged. If any components are damaged or contaminated and therefore unfit for safe and effective use, they should be replaced immediately.

Only trained and experienced personnel who have read and understand the User's Instructions should use this product.

Failure to follow the User's Instructions, these and in the MAXAIR User's Instructions, P/N 03521015, may be hazardous to the user's health.

The institution using this product in any application is responsible for determining the appropriateness of this equipment relative to regulatory requirements. Syntech Intl. does not recommend the appropriate systems for a particular institution or facility.

Use only MAXAIR NIOSH approved respirator configurations.

NOT for use in atmospheres immediately dangerous to life or health (IDLH), and atmospheres containing less than 19.5%

Flammability Level I: fabric may burn if exposed to open flame.

Follow current local regulations governing biohazard waste to safely dispose of used shrouds.

If you need more information, contact your MAXAIR Representative, or call MAXAIR customer service at 1-800-443-3842.

Specifications

MAXAIR Recommended System Temperature Limits:

- Use/Handling: 0°C to 54°C at a maximum 80% Relative Humidity.
- Charging: 0°C to 45°C at a maximum 80% Relative Humidity.
- Storage: 0°C to 35°C at a maximum 80% Relative Humidity.

All MAXAIR Systems, components, and disposables are latex free.

Materials

Polycarbonate Cap and Polypropylene Skirt

Regulatory

NIOSH HE




WARNING

Never mount a FCC on a Helmet until a fully functional Filter is securely in place on the Helmet.




CAUTION

Prior to assembly, visually inspect the perimeter of the Helmet and verify the white edges of the Helmet Outer Shell (A) are tucked inside the edges of the Liner (B) clear lip. If not, manually tuck the Helmet Outer Shell white edges under and inside of the Liner clear lip - all around the Helmet.



CAUTION
Before use, refer to the CAPR® User's Instructions, P/N 03521015 (received with all CAPR Helmets) for details.

Assembly



1. Align the inside of the FCC Front Adapter (A) to the Helmet Front Adapter (B) and press the Helmet Front Adapter into the inside of the FCC Front Adapter (C).



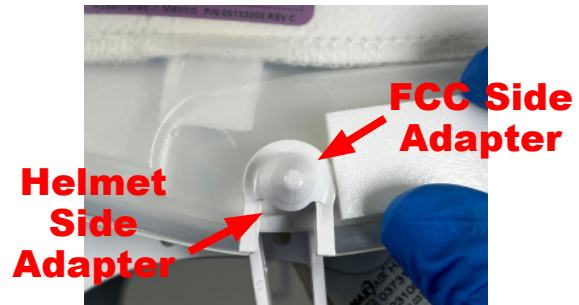
2. Place the FCC over and down onto the Helmet.



3. Pull the FCC fully down on the Helmet (Squeeze together) to align the FCC T-Tab hole (A) over the Helmet rear Bottom Snap (B).



4. Ensure that the T-Tab is fully snapped down on the Helmet rear Bottom Snap (use thumb if necessary to press in place).



5. Ensure that each FCC Side Adapter is fully down over each Helmet Side Adapter.

Disassembly



1. With one hand, hold the Helmet and FCC. With the other hand, pull up and out on the FCC T-Tab and unlatch it from the Helmet FCC Rear Bottom Snap.



2. Lift up on the FCC until it is up and off the helmet.